

USE AND MAINTENANCE MANUAL

IDENTIFICATION OF SUPPLIED COMPONENTS	
COVERS FOR BELT CONVEYORS	
DOCUMENT IDENTIFICATION	
DOCUMENT:	CPmanual rev. 00
ISSUED:	2016/01/26
APPROVED:	2016/01/26

INDEX:

- 1) Regulations and general information
 - 1.1) “INSTRUCTION MANUAL” document identification
 - 1.2) Document aims
 - 1.3) General precautions and manufacturer responsibility limits
 - 1.4) Manufacturer identification information.
- 2) Obligations and duties.
 - 2.1) Employer duties.
 - 2.2) Obligations in case of intervention.
 - 2.3) Regulation abidance obligations.
 - 2.4) Obligations in case of malfunction and potential dangers
 - 2.5) Conveyor’s manufacturer obligations
 - 2.6) User obligations
- 3) General work injury prevention instructions
- 4) Product description
- 5) Storage and installation
- 6) Ordinary maintenance

1) REGULATIONS AND GENERAL INFORMATION



DANGER / ATTENTION

This symbol is used to identify operations which require particular attention. Thus information alongside this symbol must be respected before proceeding to the above-mentioned operations.



CAUTION / WARNING

This symbol is used to provide useful indications in the execution of some operations or interesting information. It is recommended that the indications provided be followed before proceeding to the above-mentioned operations.

1.1 “INSTRUCTION MANUAL” document identification

The instruction manual is a document which is issued by the DUGOMRULLI srl company and is an integral part of the supply of rollers. It is unequivocally identifiable so as to allow the traceability and any necessary future references.

All reproduction and diffusion rights of the present manual and related cited or attached documentation are confidential.

1.2 Document aims

The aim of this instruction manual is to provide the client and staff who will install “DUGOM COVERS FOR BELT CONVEYORS” and who will be responsible for the maintenance of the conveyors, with the information required for the correct installation and the best condition maintenance.



Ensure that the safety precautions have been read, understood and followed by all the staff responsible for the “DUGOM COVERS FOR BELT CONVEYORS” installation and conveyor maintenance.

1.3) General precautions and manufacturer responsibility limits

Every interaction between the worker and the “Dugom covers for belt conveyors”, in terms of the expected use and the entire lifecycle of the roller, has been thoroughly and exhaustively analysed by the company during the design, construction and writing of the instruction manual phases. Despite this, clearly nothing can substitute experience, appropriate training and “common sense” of those who install the covers and/or maintain the conveyors.

Not following the precautions or specific warnings in this manual, the improper use of all or part of the goods or the use of unauthorised spare parts, violate all safety regulations in relation to the design, construction and expected use of the goods and relieve DUGOMRULLI from any responsibility in the case of damage to persons or things.

DUGOMRULLI is therefore not responsible for the failure of the user in not observing the safety precautions outlined in this manual.

Instruction manual safekeeping.

This document is an integral part of the supply and must be downloaded from the DugomRulli web site www.dugomrulli.it, kept and used for all the operative life of the product even if conceded to third parties.

1.4) Manufacturer identification information

The identification of the DUGOMRULLI srl company as the manufacturer of the Dugom “rollers and idlers for belt conveyors” is in accordance with the legislation in force via the following acts:


- Instruction manual

2) OBLIGATIONS AND DUTIES

2.1) Employer duties

The employer is responsible for the diffusion of the present document to all staff who interact with the “Dugom covers for belt conveyors”.

2.2) Obligations in case of intervention

 Workers who are called upon to interact with the “Dugom covers for belt conveyors” must read and learn the present manual before carrying out any intervention, and adopt the relative specific safety instructions.

2.3) Regulation abidance obligations

Workers must, however, necessarily adopt and abide by general work injury prevention regulations prescribed by the destination country's instructions and legislation.

2.4) Obligations in case of malfunction and potential dangers

- Workers must notify their direct superiors of any malfunction or circumstance which could generate any possible risk to workers or facilities.

2.5) Conveyor's manufacturer obligations

- The conveyors must incorporate suitable guards and safety devices to prevent
 - Crushing, Shearing, Entanglement, Wrapping or Trapping hazards;
 - Ejection of parts, Slip, trip and fall hazards;
 - unexpected start up or unexpected overrun;
 - errors of fitting.See the corresponding International and National Standards such as ISO 1819:1977, DIN15220 etc.

2.6) User obligations



The user must inform the conveyor supplier in reasonable time, or, in the case of direct supply, DUGOMRULLI srl, of any anomalous situation observed during the functioning of the rollers.

It is severely forbidden for the user and/or third parties to make changes of any type to the present technical document.

DUGOMRULLI srl is not responsible for the malfunction and/or dangers due to the failure to observe what is mentioned above.

3) GENERAL WORK INJURY PREVENTION INSTRUCTIONS

Users and workers are obliged to respect work injury prevention regulations, both at legal and company level, and in particular must respect the following points:



All the operational staff must not be under the influence of sedatives, drugs or alcohol.



All the operational staff must wear individual protective devices.

4) PRODUCT DESCRIPTION

Terminology

The Dugom covers for belt conveyors protect the belt and the handling material, contributing also to the protection of the environment.

The covers are installed on a conveyor frame, which is not part of DUGOMRULLI supply.

DESCRIPTION AND USE

Dugom covers for belt conveyors are typically manufactured for use in bulk handling belt conveyors.

5) STORAGE AND INSTALLATION

STORAGE BEFORE INSTALLATION

The covers are often installed on the worksite. In this case, they must be kept in the original packaging for the whole storage period.

The packaging has been designed in order to prevent possible damage during the transportation, and in order to prevent any damage to the workers when opening.

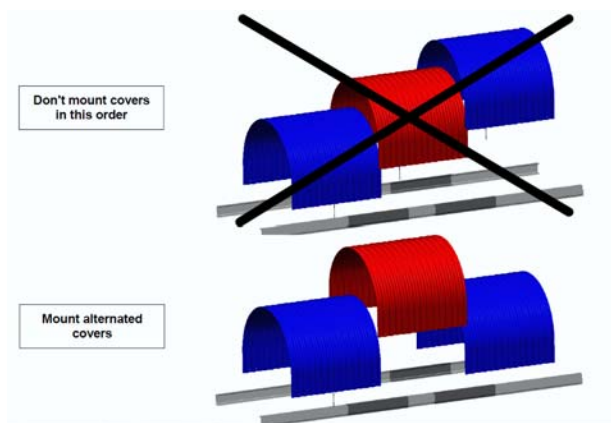


The packages are not stackable.

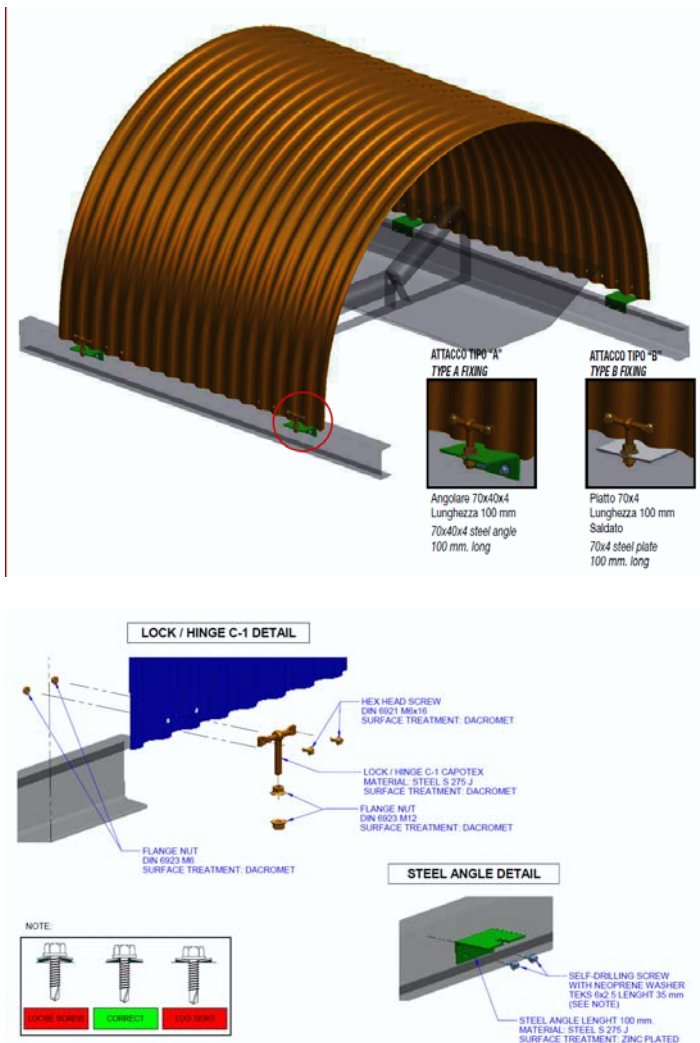
Packages should be kept indoors during transport and subsequent storage.

ASSEMBLY INSTRUCTIONS:

Assembly does not require special tools.



MADRID COVERS ASSEMBLY INSTRUCTIONS



Disassembly too does not require the use of any special tools and must always be done when the belt is stationary and the motor is shut-off.



ATTENTION



Workers who carry out the installation must wear individual protective devices.



Keep clear from the belt during verification operations which require that the belt be put in motion.

6) Ordinary maintenance

The covers do not require specific maintenance activities. Nevertheless the maintenance service shall regularly inspect the system, and in particular, check the covers hooks are not damaged or oxidised.